

2025 annual report to the Community

Hewett Primary School

Hewett Primary School number: 1876

Partnership: Greater Gawler



School principal:

Matthew Saunders

Date of endorsement:

21/02/2026



Government
of South Australia
Department for Education

Context Statement

Hewett Primary School caters for students from R-6. At the time of this report, the enrolment in 2025 is 400. Hewett Primary School is classified as Category 6 on the Department for Education Index of Educational Disadvantage. At the time of this report, the school population includes 5% Aboriginal students, 24% students with disabilities, 3% children/young people in care. Further information about the school is available on the school's website (including its context statement), as well as the My School website.

Data Source: Department for Education data holdings from Mid census captured in AUGUST 2025.

Governing Council Report

In 2025, our Governing Council has continued to work proactively and collaboratively to support our students, staff and families, with strong and diverse parent representation. The Council met twice per term, where financial reports were reviewed to monitor expenditure against the budget, student achievements were celebrated, and community feedback and priorities were thoughtfully considered.

The Governing Council is a highly engaged and proactive parent group that consistently seeks to enhance learning opportunities and experiences for students at Hewett Primary School. Members contribute meaningfully to the planning, review and refinement of key initiatives and programs across the school.

Throughout 2025, the Governing Council has been actively involved in:

- Supporting the implementation of the Department for Education Public Education Strategy, including ongoing review and reporting of the Site Learning Plan (SLP)
- Providing considered feedback on learning initiatives across the school, including intervention programs, and reviewing their impact on student growth and achievement
- Advocating for strategic budget planning, including strengthening the Social Justice Fund to ensure all students can access extra-curricular learning opportunities
- Providing support in the planning and review of key school events and programs, including Year 4–6 camps, Reception–Year 6 excursions, Colour Run, Sports Day, End of Year Concert, participation in local sporting competitions, and Year 6 Graduation — celebrating our largest graduating cohort since 2021
- Partnering with the Fundraising Committee to support initiatives such as Ice Block Sales, Sports Day Sausage Sizzle, Mother's and Father's Day stalls, School Concert fundraising, Easter and Christmas raffles, and our major annual community event — the Colour Run
- Contributing to the streamlining of school communication platforms to strengthen clarity and connection between teachers and caregivers

The Governing Council maintains a strong commitment to supporting the development of the whole child — socially, emotionally and academically. This includes endorsing the school's focus on self-regulation strategies through our Site Learning Plan priority of Zones of Regulation. Our shared commitment to student wellbeing and academic growth remains steadfast, and we are proud of the progress achieved throughout 2025, that reflected some of our strongest results in recent history.

With continued improvement in student outcomes across the school, we look forward to strengthening this collaborative partnership in 2026 to ensure Hewett Primary School continues to provide the very best learning environment for all students.

The Governing Council formally acknowledges and thanks retiring member Kylie Bund for her six years of dedicated service to the Hewett Primary School community, including five years in the role of Secretary.

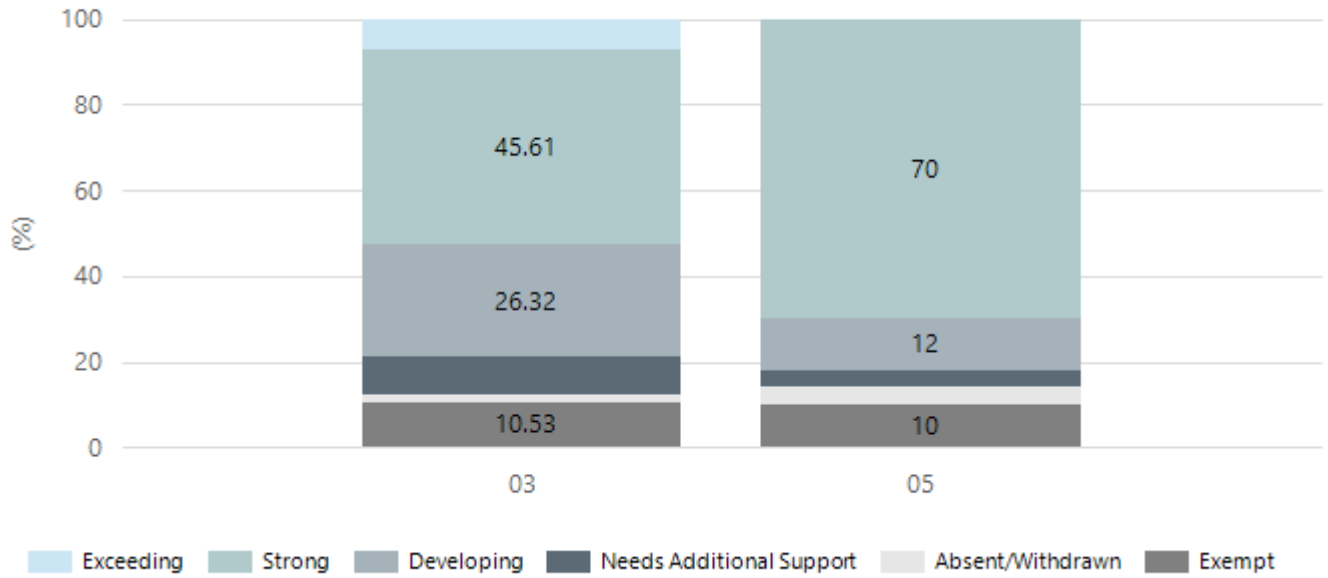
We sincerely thank Kylie for her commitment, professionalism, and valued contribution to the work of the Governing Council and our broader school community. Her service has been greatly appreciated.

Performance Summary

NAPLAN Proficiency

In 2023 the Australian Curriculum, Assessment and Reporting Authority (ACARA) - a Commonwealth Independent statutory authority - announced changes to NAPLAN performance reporting. The new approach replaces the previous numerical NAPLAN bands and the national minimum standard.

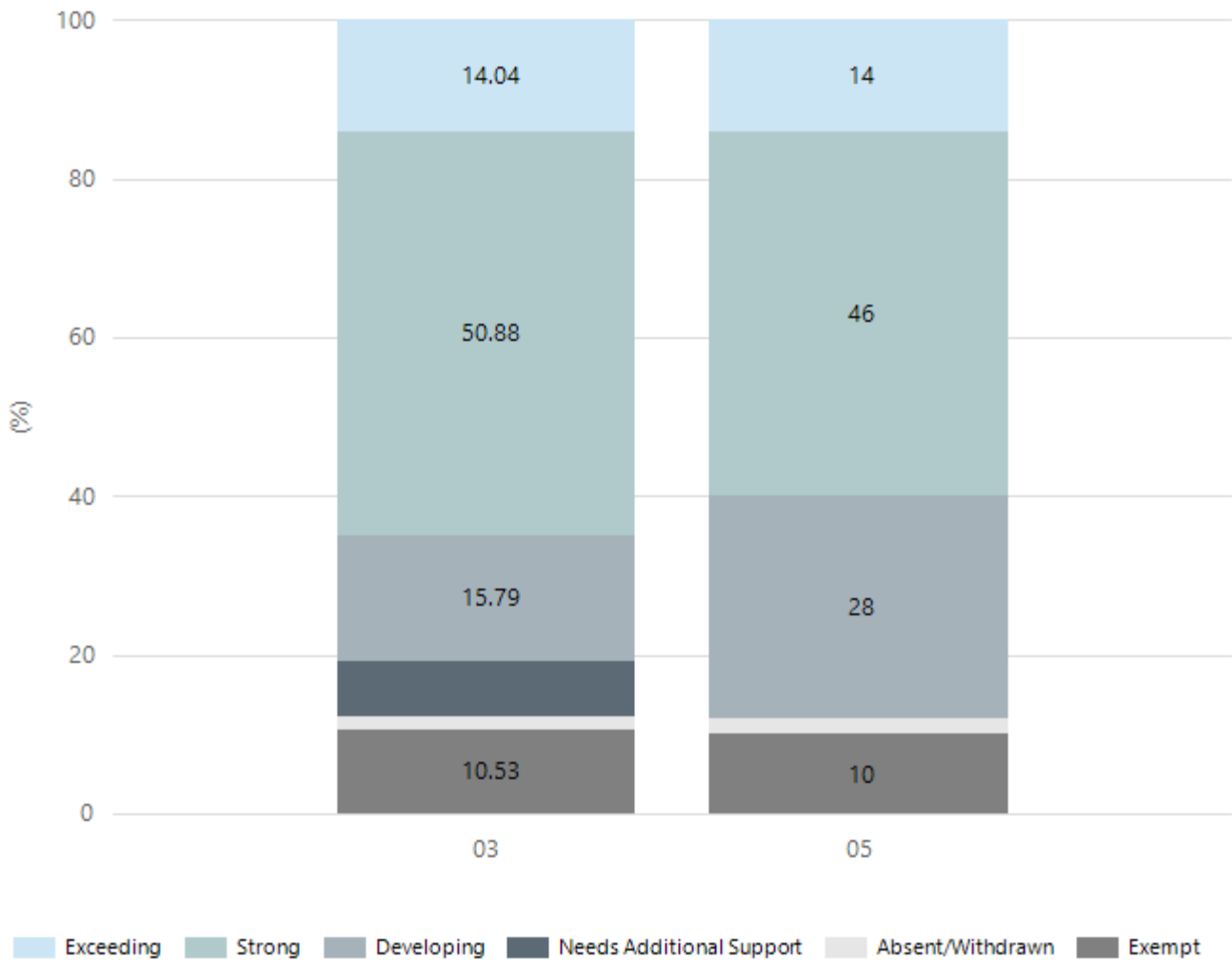
Numeracy



Year Level	03	05
Exceeding	4	
Strong	26	35
Developing	15	6
Needs Additional Support	5	2
Absent/Withdrawn	1	2
Exempt	6	5
Total	57	50

Data Source: Department for Education Assessment Data Holdings, 2025. If there are less than 6 students who sat NAPLAN in a school, no information will be shown. If a year level has less than 6 students, that year level will not be shown in NAPLAN results.

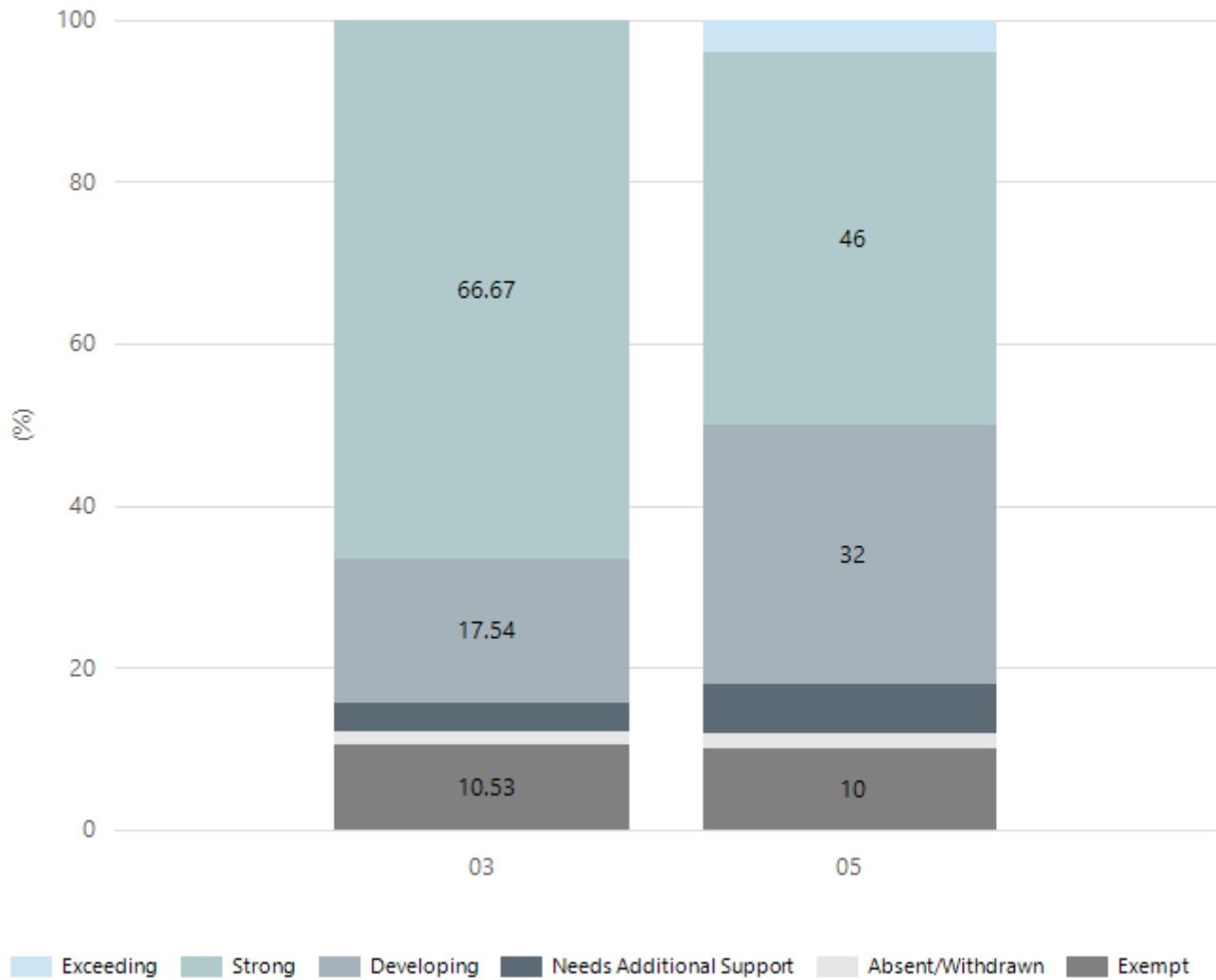
Reading



Year Level	03	05
Exceeding	8	7
Strong	29	23
Developing	9	14
Needs Additional Support	4	
Absent/Withdrawn	1	1
Exempt	6	5
Total	57	50

Data Source: Department for Education Assessment Data Holdings, 2025. If there are less than 6 students who sat NAPLAN in a school, no information will be shown. If a year level has less than 6 students, that year level will not be shown in NAPLAN results.

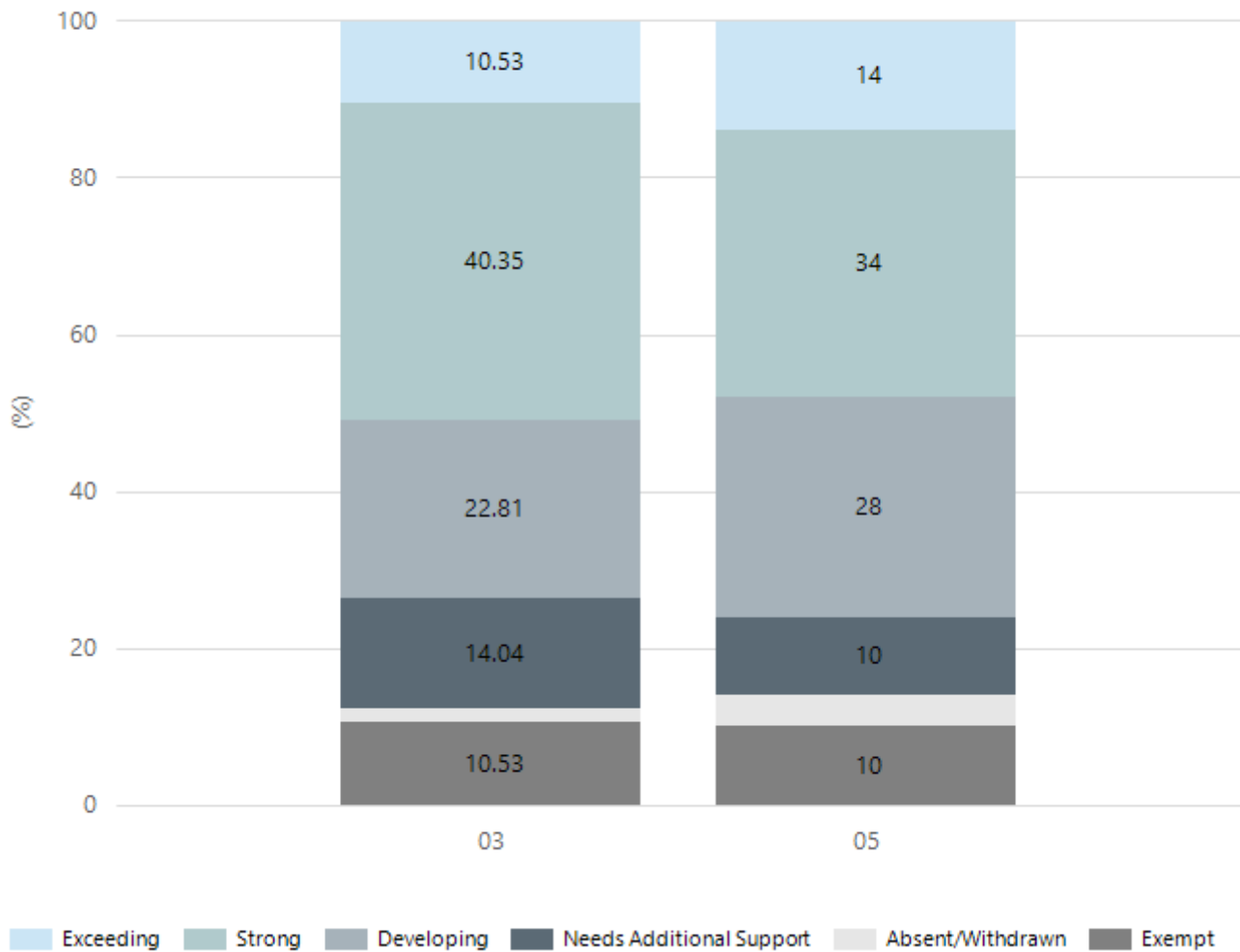
Writing



Year Level	03	05
Exceeding		2
Strong	38	23
Developing	10	16
Needs Additional Support	2	3
Absent/Withdrawn	1	1
Exempt	6	5
Total	57	50

Data Source: Department for Education Assessment Data Holdings, 2025. If there are less than 6 students who sat NAPLAN in a school, no information will be shown. If a year level has less than 6 students, that year level will not be shown in NAPLAN results.

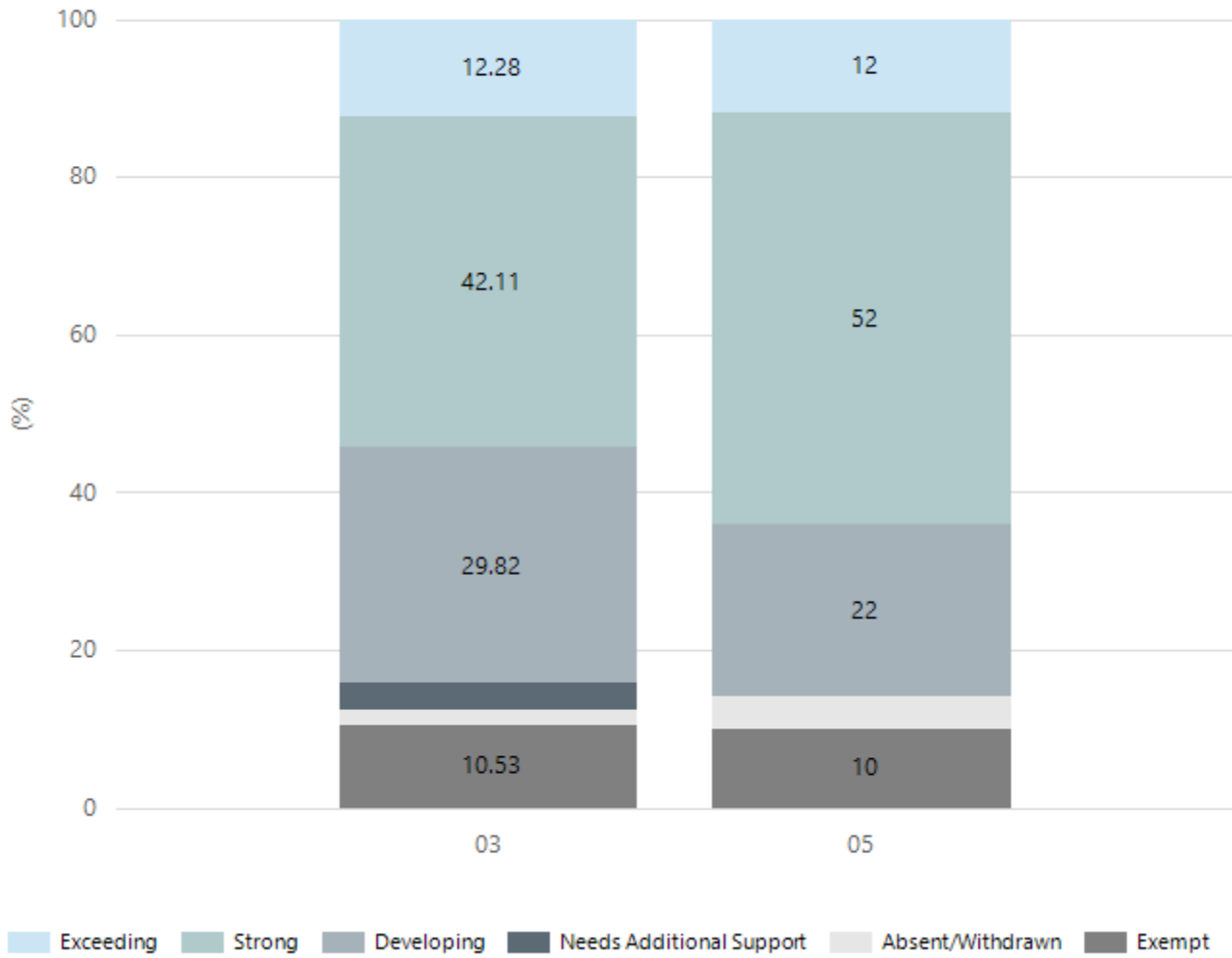
Grammar



Year Level	03	05
Exceeding	6	7
Strong	23	17
Developing	13	14
Needs Additional Support	8	5
Absent/Withdrawn	1	2
Exempt	6	5
Total	57	50

Data Source: Department for Education Assessment Data Holdings, 2025. If there are less than 6 students who sat NAPLAN in a school, no information will be shown. If a year level has less than 6 students, that year level will not be shown in NAPLAN results.

Spelling



Year Level	03	05
Exceeding	7	6
Strong	24	26
Developing	17	11
Needs Additional Support	2	
Absent/Withdrawn	1	2
Exempt	6	5
Total	57	50

Data Source: Department for Education Assessment Data Holdings, 2025. If there are less than 6 students who sat NAPLAN in a school, no information will be shown. If a year level has less than 6 students, that year level will not be shown in NAPLAN results.

School Attendance

Year Level	2023	2024	2025
Reception	89.4%	89.9%	90.3%
Year 01	90.1%	91.7%	91.0%
Year 02	90.6%	90.7%	91.7%
Year 03	91.4%	92.9%	91.2%
Year 04	87.8%	89.7%	92.7%
Year 05	88.2%	88.3%	90.5%
Year 06	89.6%	88.1%	88.7%
Primary Other	85.4%	80.5%	78.6%
Secondary Other	100.0%		
Total	89.2%	89.5%	90.0%

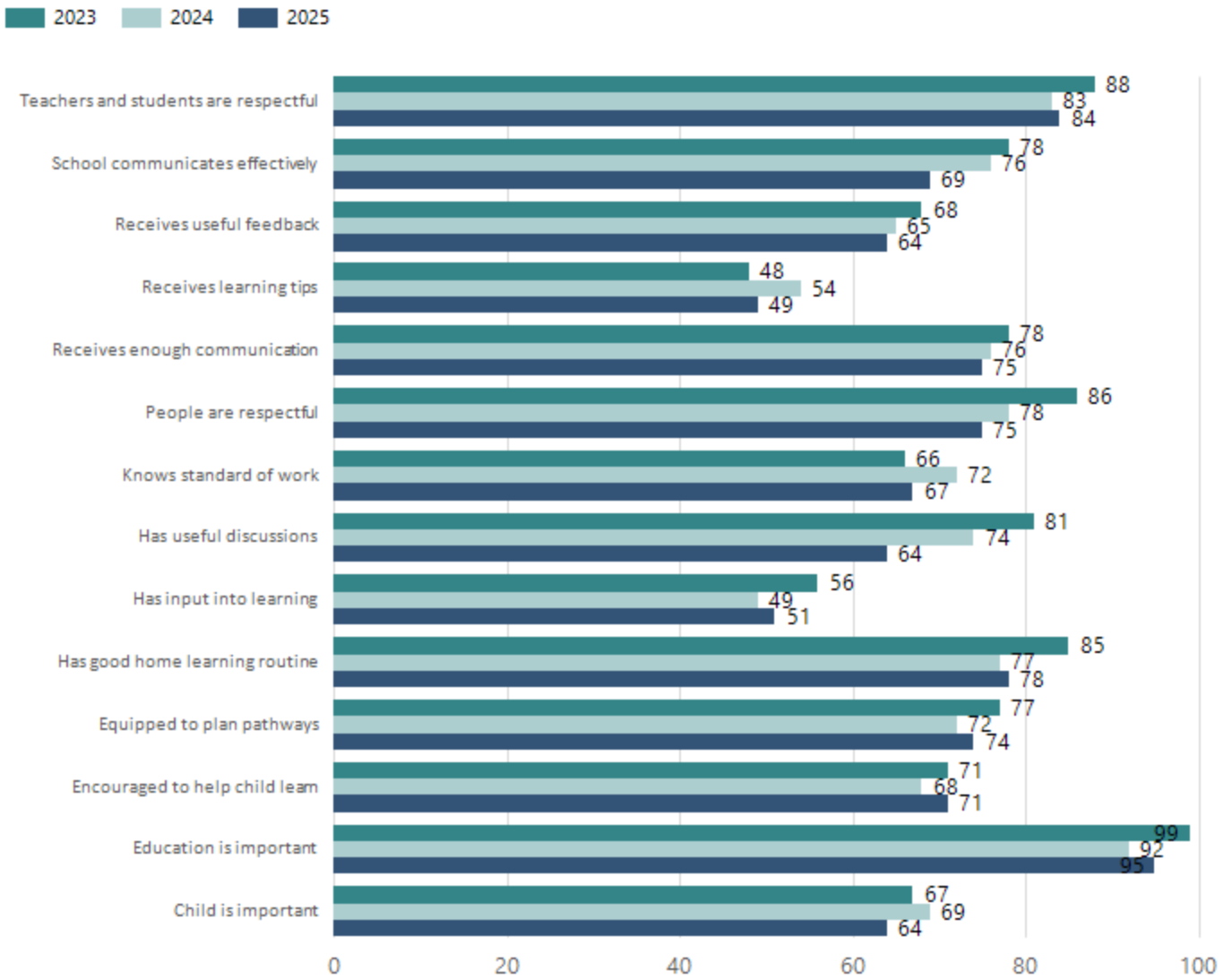
Data Source: Department for Education Attendance Data, Semester 1 Report 2025. A blank cell indicates there were no students enrolled. 'Primary Other' includes students enrolled in specialised education options. 'Secondary Other' includes students who have already spent a year at Year 12 and elected to undertake further study at Year 12.

Attendance Comment

In South Australia, all children and young people must be in school from 6 years to 16 years old. They must attend a government or non-government school full time. From age 16 to 17 however, young people must attend school or an approved learning program (such as an apprenticeship, traineeship, accredited course or university). Schools and parents must encourage and support students to come to school every day. Parents and caregivers must make sure their child is enrolled in a school, and attends school all day and everyday it is open, unless a child is sick or has an approved exemption. Teachers and leaders actively follow up when a student misses school, including recording all absences and non-attendance. All schools in South Australia have local attendance procedures governed under the Education and Children's Services Regulations 2020.

School Parent Opinion Survey Results

Proportion of agree/strongly agree response(%)



Data Source: 2025 Department for Education Parent Opinions Survey, Term 3 2025.

Intended Destination

Leave Reason	Number	%
IS - INTERSTATE	1	10.0%
NG - ATTENDING NON-GOV SCHOOL IN SA	3	30.0%
OV - LEFT SA FOR OVERSEAS	3	30.0%
TG - TRANSFERRED TO SA GOVERNMENT SCHOOL	3	30.0%

Data Source: Department for Education Destination Data Report, 2025. Data extract term 3 2025. Data shows recorded destinations for students that left the school in the previous year. Data is uploaded by schools in term 3 and may not reflect final or total figures at time of report creation.

Highest Qualifications held by the teaching workforce and workforce composition

All teachers at this school are qualified and registered with the SA Teachers Registration Board.

Qualification Level	Number of Qualifications
Bachelor's degrees or Diplomas	22
Postgraduate Qualifications	9

Data Source: Data extracted from Mandatory Workforce Information Collections as on the last pay date of June 2025. As self-reported by staff in the system.

Please note: Data includes staff who are Actively employed and on extended paid leave. Please note only the highest qualification of the Teaching staff is reported. Excludes any number of other certifications earned.

Workforce composition including indigenous staff

	Teaching Staff		Non-Teaching Staff	
	Indigenous	Non-Indigenous	Indigenous	Non-Indigenous
Full-Time Equivalents	0.0	27.6	0.0	18.4
Persons	0.0	32.0	0.0	31.0

Data Source: Data extracted from Mandatory Workforce Information Collection as on the last pay date of June 2025.

Please note: Data includes staff who are actively employed and on extended paid leave. "Indigenous category" is self-reported by staff in the system.

Financial Statement

Funding Source	Amount
Grants: State	\$0.00
Grants: Commonwealth	\$6273265.31
Parent Contributions	\$122686.63
Fund Raising	\$46018.00
Other	\$20087.82

Data Source: School supplied data.